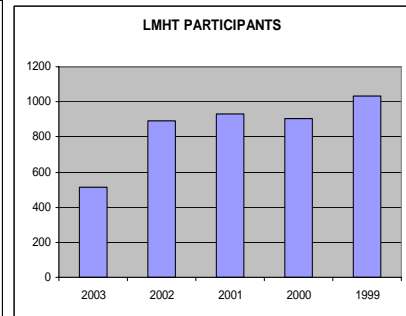
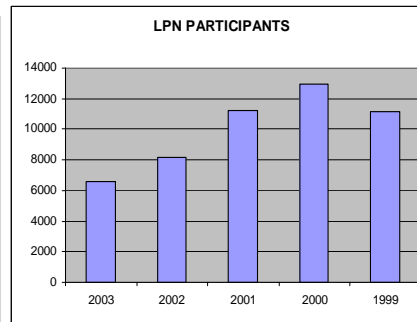
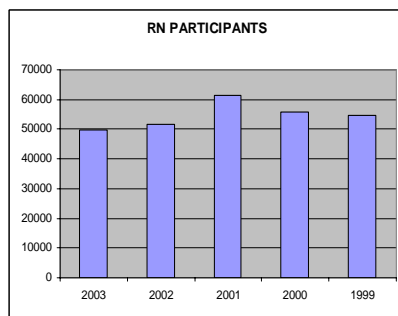


H. CNE Participants by License Category

	<u>FY2003</u>	<u>FY 2002</u>	<u>FY 2001</u>	<u>FY 2000</u>	<u>FY 1999</u>
RN	49,927	51,803	61,866	55,857	54,741
LPN	6,575	8,176	11,246	12,917	1,187
LMHT	516	895	933	907	1,032
Total	57,018	60,874	74,045	69,681	66,960

These totals show an increase in participants for FY 2000 and 2001, an 18% decrease in FY 2002 and another 6% decrease in FY 2003.



I. INDEPENDENT STUDY OFFERED BY LONG TERM PROVIDERS

A. **Definition** - Independent study means a self-paced learning activity undertaken by the participant in an unstructured setting under the guidance of and monitored by an approved provider. This term may include self-study programs, distance learning, and authorship. In April of 2001 the regulations were changed to allow all 30 contact hours for relicensure through independent study. Previously, there was a 15 contact hour limit on independent study credit. Approximately 36% of the Long Term Providers offer independent study.

Independent Study Participants Reported by Long Term Providers

FY 2003	10,077
FY 2002	8,410
FY 2001	23,086
FY 2000	49,835

Independent Study Participants as reported by Long Term approved providers increased by 20% the past year but remain 56% below FY2001 participation; Interactive Participants decreased by 6%. It is probable that the numbers reported for interactive offerings may

include independent study offerings. Some providers did not realize they needed to continue to maintain the data separately even though there was no longer a limit on the number of independent study hours. The total participants in independent study and interactive offerings decreased by 29% in FY2002 and an additional 3% in FY2003.

J. CNE PARTICIPANT HOURS

Participant hours are the best reflection of total contact hours awarded licensees by CNE Long-Term providers during the fiscal year (interactive and independent). Participant hours are calculated by multiplying offering contact hours by the number of licensee participants.

PARTICIPANT CONTACT HOURS BY LICENSE CATEGORY INTERACTIVE AND INDEPENDENT STUDY				
License Category	Fiscal Year			
	2003	2002	2001	2000
RN	295,168	315,260	456,261	408,877
LPN	48,110	54,188	75,799	66,816
LMHT	3,321	3,799	4,443	5,033
Total	346,599	373,247	536,503	413,977
% Increase from Previous Year	(7%)	(31%)	30%	

II. SINGLE-PROGRAM PROVIDERS

A. **Definition** - Single-Program providers are persons, organizations or institutions approved by the Board for a two-year period to implement a single topic CNE offering.

Single Program Providers are not required to submit an annual report; therefore, accurate data is not available for total contact hours provided by Single Program Providers.

Single-Program Providers approved:

- FY 2003 - 56
- FY 2002 - 54
- FY 2001 - 51
- FY 2000 - 46
- FY 1999 - 32

III. INDIVIDUAL OFFERING APPROVAL (IOA)

A. **Definition** - Individual Offering Approval is a request by a licensee for approval of an education offering meeting the definition of CNE but not presented by an approved nursing provider.

B. Number of IOA's IOA Contact Hours

FY 2003 - 1,756	2003 – 17,953
FY 2002 – 1,670	2002 – 18,604
FY 2001 – 1,688	2001 – 15,575
FY 2000 – 1,683	2000 – 15,874
FY 1999 – 1,980	1999 – 17,704

The number of IOA's submitted increase 5% this year but the number of contact hours approved as decreased 3%.